

Scenography of the Show *Hari Terakhir Mangkutak* as a Media for Appreciation

Inggit Prastiawan^{1)*}, Irwansyah²⁾, Erizon³⁾

^{1,2,3)} Drama, Dance and Music Department, Language and Arts Faculty, Medan State University, Indonesia.

*Corresponding Author

Email : inggitprastiawan@unimed.ac.id

How to cite: Prastiawan, I., Irwansyah., & Erizon. (2022). Scenography of the Show Hari Terakhir Mangkutak as a Media for Appreciation. *Gondang: Jurnal Seni dan Budaya*, 6(2): 397-444.

Article History : Received: Jun 10, 2022. Revised: Sept 13, 2022. Accepted: Dec 16, 2022

ABSTRACT

The artistic creation of the stage as a medium for appreciation of performing arts is a manifestation of the author's interest in performing arts. Aka Bodi Theater is one of the theater groups developing in the city of Medan which often performs sui generis repertoire. Despite the limited facilities for holding performances, Medan City still has several groups that propose unusual performance styles. Performances from the Aka Bodi Theater group generally use an intense stage with the public, but due to the lack of artistry in the performances, through this article the author wants to explain the scenographic concept of the Mangkutak Last Day performance. The author created an artistic design for a proscenium stage prepared with all the artistic elements that support the performance. The choice of an eclectic style which is packaged with a stage set that has performance elements complemented by stage artistic value, is intended to harmonize modern developments and foster innovation values, as well as philosophical values presented in the performance in a unified artistic production. So that this article can be an intellectual contribution in terms of ideas, interpretation of the concept of scenography into the artistic space of performance by creating a concept of appreciation for performing arts.

KEYWORDS

*Scenographic
Performance Art
Aka Bodi Theatre
Medan
Eclectic*

This is an open access article under the [CC-BY-NC-SA](https://creativecommons.org/licenses/by-nc-sa/4.0/) license



INTRODUCTION

The sense of satisfaction and aesthetic value obtained by the audience through interactions in performances often becomes a problem that leads to a decline in performing arts production activities (Dance, Theatre, Music). Changing times and cultural developments, technology will certainly develop new views. By developing a person's education and perspective, they will build values of empathy, nationalism and responsibility for the future of the Indonesian nation. Through this article, we try to enter and observe a social phenomenon.

A phenomenon where social communities have a decreasing sense of love for local cultural values and Indonesian traditional arts. Of course, this is an important issue in the historical dynamics of this nation's journey. As academics, in this case, of course we need to read the symptoms and outlook for the future. The occurrence of globalization forces us to struggle to maintain the wave of modernity. The decline in a person's love for culture and traditional arts, of course, also has factors. Based on social studies and sociologists, researchers observe and pay attention. In fact, monotony, lack of creative space and the artistic offerings of the stage are certainly very crucial problems. This factor will certainly hinder the love of the development of performing arts. One of the performances that the author highlights is a performance produced by the Aka Bodi Theatre theater group entitled Migrasi Tubuh. Therefore, the authors have an interest in working together to design the

scenography concept for the Aka Bodi Theater group performance.

Quoted from research conducted by Rahmatika (2022), ABT was founded in 2017 in Padang Panjang City, which was initially named Bodhi Act Company (BAC). The name change from BAC to ABT occurred one year later, namely in 2018, with the aim of adapting to the group's character and philosophy. Apart from that, due to the move of ABT's base camp to Medan City, the group leadership arose a desire to highlight the ethnic identity depicted in the group's name. The name Aka Bodi itself is taken from the Minang language, namely Aka which can be interpreted as "root" and "reason" while Bodi is taken from the name of one of the tribes which can be interpreted as "mind". Thus, it can be concluded that the name Aka Bodi itself is a group that bases its artistic activities on the 'roots' or cultural identity of each of its members and on the ethical truths they believe in.

Throughout 2018-2023, ABT has developed membership and staged ten performance numbers which were performed at several events in Medan City, Deli Serdang Regency and Padang Panjang City. Chronologically, the works that have been performed include; Body Migration 1 and 2, Not Elegant Nan Tongga, Hang Tuah Burning House Edition (2019). During the Covid-19 pandemic, ABT continued to hold hybrid works which were shown on a limited basis at TBSU and live streamed via Facebook with the title The Night I Ran Shivering (2020). Furthermore, ABT collaborated with Padepokan Iqro Sukmo Village to hold a workshop which resulted in the work Sukmo Lost (2021). Then, throughout 2022 ABT will present Makyong Commodification, Lapo Poisi, The Ringing Wall Clock.

In connection with what the author has explained above, the author tries to build an artistic offer for the Mangkutak Last Day performance as a collaborative work between academics and theater groups. Artistic setting is an element of the performing arts of dance, music, theater which functions as a backdrop for events, places and atmosphere. So artistic design is an important element which has several parts in it, namely stage design, lighting, music, make-up and fashion which can help a performance become a performance (Santosa, 2008: 47). Of course, artistic management really needs to be paid attention to in performing arts. There are many things that creators of works of art might miss by not paying attention to stage techniques in the process of creating artistic dance performances. Through this article, the researcher feels it is important that stage artistic knowledge needs to be considered in a work of art.

Through this, the researcher will try to interpret the performance text into the artistic form of the Last Day of Mangkutak performance. So that an artist is able to consider the functional value and philosophical value of the performance through stage artistry. Therefore, the author examines the source of the creation of the Hari Terakhir Mangkutak as a creative medium in creating artistic stage as a learning medium in the stage engineering course at the Unimed Performing Arts Study Program. So that through this it will open the creative horizons of a creator and provide appreciation value for students and Indonesian society.

The artistic creation of performances in the Hari Terakhir Mangkutak performance is important because there is still a lack of writing that examines and observes artistic performance arts. In this case the researcher will focus on writing about the artistic creation of dance theater performing arts. This study was carried out as an effort to deepen and provide appreciation for artistic performing arts works as a learning medium in the TTP (Performance Techniques) course in the Performing Arts Study Program, Sendratasik Department, Faculty of Language and Arts, Medan State University. In accordance with its position, the artistic function of the performance aims to be able to visualize the concept of the performance (dance, music and theater) in front of the audience. In this article, the thing

that differentiates the artistic writing of this performance from other visuals is the performance text.

METHOD

In this paper, researchers use qualitative methods, data collection usually uses observation, documentation and interview methods. Also do not ignore the possibility of using non-human sources of information, such as documents and available records. The implementation of data collection also involves various other supporting activities, such as creating rapport, selecting informants, recording data/information resulting from data collection. Therefore, in this section we will discuss them sequentially; Creating rapport, selecting informants, collecting data using observation, documentation, interviews, collecting data from non-human sources and recording data/information resulting from data collection.

RESULT AND DISCUSSION

Concept of the Work

The artistic design is an element that cannot be separated from a performance. A performance or performance will be imperfect without an artistic system to support it. Artistic elements in a performance include stage design, clothing, lighting, make-up, sound, and music which can help the performance to be perfect as a performance. These artistic elements become more important if the artistic director is able to utilize them well. Through this article, the concept of writing that will be offered is reconstructing a performance stage for the performance of the work Mangkutak's Last Day by Aka Bodi Theatre. Through this performance stage, an artist is able to read and interpret the performance text. This was designed from the artist's interpretation to be a space for creativity, innovation and aesthetic value to be presented.




Figure 1. stage design for the Last Day of Mangkutak performance (Doc. Frisdo, 2022)

Mika Hannula et al's (2011) article with the title Artistic Research Methodology reveals that artistic writing is useful for increasing awareness and reflectivity among artists and art lovers about how to learn art from within, namely learning art as an artist and from the

perspective of people involved in the artistic field. Alone. An artistic researcher has three interrelated tasks. An artistic researcher should not only position himself as involved in an artistic system, but also be able to convey it to the reader through writing. This article also invites and raises awareness that a choreographer must understand the science of artistic design. How he is able to give birth to a value from a stage perspective. Also master the science of lighting. So the performance text will be better and more complex.

In the artistic conceptualization process for the Last Day of Mangkutak performance, lighting functions as an artistic function with the aim of illuminating the stage and cast. Illumination is a way of using lights simply to provide light and eliminate darkness. So all the stages and items, both important and non-important, are all illuminated. Illuminating is a way of using lights to make parts of the stage match the dramatic circumstances of the play. So by shining light on certain areas, there is something or more atmosphere that you want to highlight in order to achieve a dramatic effect.

Reminiscent of the effects of natural light. This means determining the time of day, season, weather, conditions using lighting. Helps depict decoration or scenery by adding color value so that light and shadow are achieved, highlighting the function of decoration. Helping the play by helping create a psychological atmosphere. With lighting/lamps, the depth of an object can be imaged. Dimensions can be created by dividing the dark and light sides of the illuminated object, thus helping the perspective of the stage layout.

When choosing the lighting arrangement, you can use it to determine the objects and areas you want to illuminate. If in film and television the director can select scenes using the camera, the stage director does it with light. In theater, the audience can normally see the entire stage area, to focus attention on certain areas or actions. This lighting arrangement not only affects the audience's attention but also the actors on stage and the beauty of the stage setting presented. In arranging the lighting for the performance of The Last Day of Mangkutak, the author chose to present dim light in line with the mood of the drama which tends to be gloomy.




Figure 2. the Choice of Dim Lights for Somber Scenes

Atmosphere. The most interesting thing about the function of lighting/lamps is their ability to create an atmosphere that influences the emotions of the audience. The word

"atmosphere" is used to describe the atmosphere and emotions contained in the events of the play. The lighting/lamps are able to create the atmosphere desired by the play. Since the discovery of stage lighting technology, lighting effects can be created to imitate the light of the moon and sun at certain times. For example, the color of morning sunlight is different from that of the afternoon. Command the audience's attention. Such as a dark atmosphere for a dramatic state of mystery, a light atmosphere for a state of joy or joy. Explaining time; light that directs the viewer's attention to important elements of a scene. Creating the mood of a scene (essential mood), namely: Morning - reddish color, Afternoon - bright/sunny, In the evening / Afternoon - reddish violet. Contribute to various aesthetic aspects in composing. For example, someone walks from a dark place through a bright lamp and then into darkness again.

Some of the supporting functions that can be found in the light arrangement for the Mangkutak Last Day show are as follows; Motion. The lighting at the Last Day of Mangkutak performance is not static. Throughout the performance, light is always moving and moving from one area to another, from one object to another. Because the motivation for the drama also changes a lot, there is a lot of movement in the show, such as using moving lights. Light can indicate the style of the performance that is being performed. The realist or naturalist style which requires realistic details requires the lighting to follow natural light such as the sun, moon or table lamp. However, in this performance, the fluid performance style makes the lighting style also fluid, as if the dividing line between the audience and the performers seems to disappear.

The color composition in the performance is also arranged so that light can be used to create stage paintings through the color arrangements it produces. The colors used in the show tend to be gloomy and dark. Lighting can provide a certain emphasis on the desired scene or object. The use of color and intensity can attract the attention of the audience, thus helping the message to be conveyed. Light also functions to provide signs during the performance. For example, fade out to end a scene, fade in to start a scene and black out to end the story. In this performance, the sign given is the separation between dance movements and theatrical dialogue. Apart from that, there is a fight scene which is marked by a change in red light.

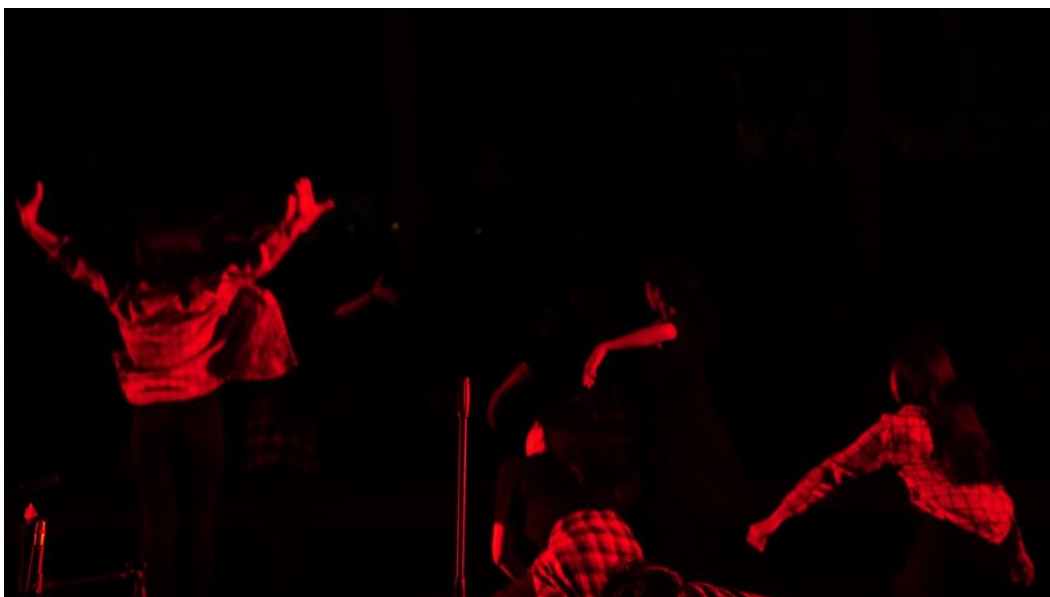


Figure 3. the Fight Scene Uses Red Lights

In the lighting arrangement for the Last Day of Mangkutak performance, the aim is to provide options for everything that is shown, the meaning is that the lighting arrangement tries to allow the audience to see it comfortably and clearly. Revealing the shape so that objects exposed to light will show a natural shape, therefore the spread of light must have a high-low degree of illumination that provides diversity in the results of differences in high-low degrees of illumination.

A performance as an event that exists in the world of liminality requires a mechanism that can create a "natural" image of the event, here including artificial light that creates a natural light image that gives clues to daily time, local time and seasons. Apart from that, it also includes making artificial lights in interior sets, for example candle lights, veil lights, wall lamps and so on.

Arranging light can also help artists create compositions, namely using light elements based on design, thus creating a composition that supports the presence of the actors. The lights must be arranged in such a way that it can focus the audience's attention on every movement of the actor and generate new ideas. By compositing, an atmosphere will be created, that is, by arranging the light, it is hoped that it will create feelings or psychological effects in the audience. The method used is by using color and light shade. Apart from that, the most basic goal is to get interesting images and support a visualization production of a story or music script.

The light source needs to be taken into account to get good lighting results. Because the performance was held at night, it was not possible to use natural lighting. Natural lighting is a source of light in a frame or scene or scene that comes from natural light. For example, morning light from the east (key). So the shots in the scene have the key light from the same direction. Therefore, the author designs the use of Pictorial Light/Artificial Light. Light that is artistic or created according to artistic needs, the mood of a scene or scenes. So the direction of the light source (key) can change according to the artistic needs of the image or the mood of the scene.

Based on the location, the lighting used in the design of this show is indoor. Indoor lighting, for example existing lighting (fluorescent lights or incandescent lights). This lighting can be used for shooting purposes, although it can have many disadvantages, including the intensity of the light produced being too low for shooting purposes. With digital video technology, this can still be circumvented by increasing the iris, however there is definitely a tolerance limit. When we increase the f-stop on the camera, the resulting image may appear grainy.

Apart from that, it is also necessary to take into account the outdoor location. When we are going to shoot outdoors/exterior during the day, what we have to pay attention to is the direction of the sun. It is not recommended to shoot from 11 to 1 pm, because the sun's light is very strong and may be right above the object, which means it will cause shadows. To reduce the intensity of light that is too strong, you can use the Neutral Density / ND filter on the camera. By using this filter, excessive light will be reduced / reduced so that it becomes normal. These two options will still take into account the continuation of the performance.

There are several basic uses of lighting that the author uses in designing the scenography for the Last Day of Mangkutak performance. First, the Key Light principle, namely the main lighting that is directed at the object. Keylight is the most dominant lighting source. Usually the keylight is brighter than the fill light. In a 3-point lighting design, the keylight is placed at a 45 degree angle above the Fill Light subject. The author designed it so that the light could fulfill the actions of the dancers which became a transition from scene to scene in the performance.



Figure 4. Application of the Key Light Principle

Second, is the principle of Fill light arrangement. Fill light is usually used to eliminate object shadows caused by the key light. The fill light is placed opposite the subject at the same distance as the key light. The lighting intensity of the fill light is usually half that of the key light. Finally, there is the principle of Back Light, lighting from behind the object, which functions to provide dimension so that the subject does not "blend in" with the background. This lighting is placed 45 degrees behind the subject. The intensity of the backlight really depends on the key light and fill light, and of course depends on the subject. For example, the backlight for people with blonde hair will be slightly different from the lighting for people with black hair.

An artist's work is also closely related to that of a lighting designer. Lighting is the work of arranging light on the stage. Skills in distributing light onto the stage are needed. With lighting equipment, control or control over the distribution of light is carried out. The lighting designer needs to control the intensity, color, direction, shape, size and quality of the light as well as the movement of the light flow. All of this control is possible because of the lighting equipment which is designed for this purpose. Mastery of equipment must be learned by lighting designers. The equipment that the author uses in designing the lighting arrangements for the Last Day of Mangkutak performance is; (1) bulb, (2) reflector and reflection. A bulb (bulb, lamp) is a source of light. The parts of the bulb consist of the envelope, filament, and base. An envelope is a shell made of glass or quartz to protect components from air and prevent them from burning.

To transmit light from the bulb to the object being illuminated, a reflector is needed. The light that only comes from the bulb is less strong and the beam is not directed. With a reflector, the light emission coming from the bulb can be increased, regulated and directed. Stage lights use three types of reflectors, namely; ellipsoidal, spherical, and parabolic.

The ellipsoidal reflector is a semi-elliptical (oval) curve that surrounds the lamp, creating a three-dimensional beam effect. The distance of each side to the light source is fixed. Because of its shape, the light produced by an ellipsoidal reflector has two focal points. Focal point 1 comes from the focal point of the light source (bulb) then reflects back to the reflector whose reflection results in forming focal point 2 and then spreads out.

Spherical reflectors have rounded sides. This type of reflector emits all light directly

from the focal point to the reflector which reflects it back through the focal point before scattering. If an imaginary circle is drawn then the length of light traveled by each line of light is the same.

Parabolic reflectors have the shape of a parabolic side. This type of reflector reflects light directly from or through the focal point and then spreads it parallel to form light whose diameter is almost the same as the diameter of the reflector. Thus, the diameter of the light produced is very dependent on the diameter of the reflector. An example of an everyday light that uses a parabolic reflector is a flashlight. Apart from the reflection produced through the reflector, light will also experience reflection after touching the shining object. The reflection of light that bounces after hitting an object can be divided into four types, namely specular, diffuse, spread, and mixed. Specular reflection (such as a mirror) reflects the direction of light without changing the amount of natural light from the source.

Diffuse reflection occurs when light that hits the surface of an object reflects with an even glow in all directions. An example of diffuse reflection is when light is directed at a two-dimensional painting. Spread reflection is the same as diffuse reflection but the percentage of each line of light is not the same. Light that hits an object with a higher intensity line of light will scatter and be reflected longer than others. An example of spread reflection is when light hits a lump of aluminum foil. Mixed reflection, is a mixture of diffuse and specular reflections. Some lines of light are emitted evenly in all directions but some lines of light are reflected like a mirror. An example of mixed reflection is when light shines on a metal doorknob, a gold watch, or a shiny wooden floor.

CONCLUSIONS

In a performance, collective work is required, which means that each stage work requires individuals who have various specifications. The Last Day of Mangkutak performance produced by Aka Bodi Theater in 2022 at Pangung Keong Taman Budaya North Sumatra still has several gaps in the artistic arrangement or more specifically the lighting arrangement. Therefore, in this article, the author designs or offers an artistic arrangement solution. More precisely, this article is a working paper created by a scenographer who saw a phenomenon from performances in the city of Medan. This article is also an appreciation in the stage engineering course at the Performing Arts Study Program, Faculty of Languages and Arts, Medan State University.

REFERENCES

- Bungin, Burhan. 2012, Analisis Data Penelitian Kualitatif: Pemahaman Filosofis dan Metodologis ke Arah Penguasaan Model Aplikasi. Jakarta: Rajawali Pers.
- Cinthya, A., & Bachrun, A. S. (2016). Kajian Terhadap Ruang Tata Panggung Teater Tradisional. *Jurnal Arsitektur, Bangunan, & Lingkungan*, 5, 75–82.
- Dewi, Citra Smara.dan Koesoemadinata, Fabianus Hiapianto. 2012. Menjadi Skenografi. Solo: Metagraf.
- Emzir. 2012, Analisis Data: Metodologi Penelitian Kualitatif. Jakarta: Rajawali Pers.
- Hamzah, A. Nawir. 2007. Sutradara Drama Panggung dan Televisi, Jakarta: Win Communications.
- Harymawan, R.M.A., 1988, Dramaturgi. Bandung: Rosda.
- Jazuli, M., 2014. Sosiologi Seni: Pengantar dan Model Studi Seni. Yogyakarta: Graha Ilmu.
- Leitermann, G. (2017). Theater Planning. In G. Leitermann (Ed.), Theater Planning (1st ed.). Routledge. <https://doi.org/10.4324/9781315713069>.
- Padmodarmaya, Pramana. 1988, Tatadan Teknik Pentas. Jakarta: Balai Pustaka.
- Tika, A. R. (2023). MENGAJAR PADA BUDI: KREATIVITAS AKA BODI THEATRE DI KOTA MEDAN. *Prabung Seni: Jurnal Pengkajian dan Penciptaan Seni*, 2(1), 1-9.